

Planting Guide for your native pollinator garden

Use the arrangement below to have a continuous garden - spring, summer, & fall

NORTHEAST REGION

CT, DC, DE, MA, MD, ME, NH, NJ, NY, PA, RI, VA, VT, WV



BLOOM SEASON

-  Spring
-  Summer
-  Fall

For best results, use multiple plants of each species.



POLLINATOR PARTNERSHIP



Follow these steps to create your beautiful native pollinator garden

NORTHEAST REGION
 CT, DC, DE, MA, MD, ME, NH, NJ, NY, PA, RI, VA, VT, WV

1 Identify your garden spot:

- ✓ Find a 3' x 6' plot that gets 6+ hours of sun.
- ✓ Have a larger area? Include more choices and clump the same species together.
- ✓ Remove or smother existing lawn or vegetation.
- ✓ Enhance hard-packed soil with organic compost.

2 Buy plants at a local native plant nursery, if possible.

3 Plant!

- ✓ Arrange plants with different seasonal blooms in your plot.
- ✓ Dig holes twice as large as each plant's pot.
- ✓ Remove the plant from the pot, loosen the roots, place it in the hole, backfill, tamp soil, and water.
- ✓ Mulch plot to depth < 1 inch, keeping mulch away from stems and avoid using hardwood chips and shreds.


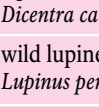
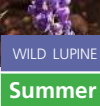
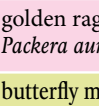

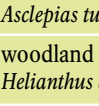

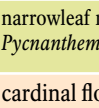

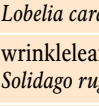



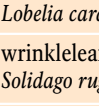


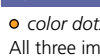

4 Maintain your garden:

- ✓ Water to keep moist throughout the first two weeks, then as needed or when plants droop.
- ✓ Weed as needed.
- ✓ Avoid using insecticides, herbicides, or fungicides.
- ✓ Be patient - your garden may take a few years to fully establish and fill in!

Add your garden: www.millionpollinatorgardens.org

BLOOM SEASON | NATIVE PLANT OPTIONS

Your state's native plant society can recommend additional locally appropriate native species. See **North American Pollinator Protection Campaign Ecoregional Planting Guides** for additional information: www.pollinator.org/guides.

SEASON	FIRST OPTION	SECOND OPTION
Spring	 Eastern red columbine <i>Aquilegia canadensis</i>	 squirrel corn <i>Dicentra canadensis</i>
	 wild geranium <i>Geranium maculatum</i>	 wild lupine <i>Lupinus perennis</i>
	 foxglove beardtongue <i>Penstemon digitalis</i>	 golden ragwort <i>Packera aurea</i>
Summer	 common milkweed <i>Asclepias syriaca</i>	 butterfly milkweed <i>Asclepias tuberosa</i>
	 beebalm <i>Monarda fistulosa</i>	 woodland sunflower <i>Helianthus divaricatus</i>
	 Joe Pye weed <i>Eutrochium fistulosum</i>	 narrowleaf mountain mint <i>Pycnanthemum tenuifolium</i>
Fall	 white wood aster <i>Eurybia divaricata</i>	 cardinal flower <i>Lobelia cardinalis</i>
	 gray goldenrod <i>Solidago nemoralis</i>	 wrinkleleaf goldenrod <i>Solidago rugosa</i>
	 New England aster <i>Symphyotrichum novae-angliae</i>	 white turtlehead <i>Chelone glabra</i>

● color dots above indicate bloom color

All three images in this table are NPS photos.

